



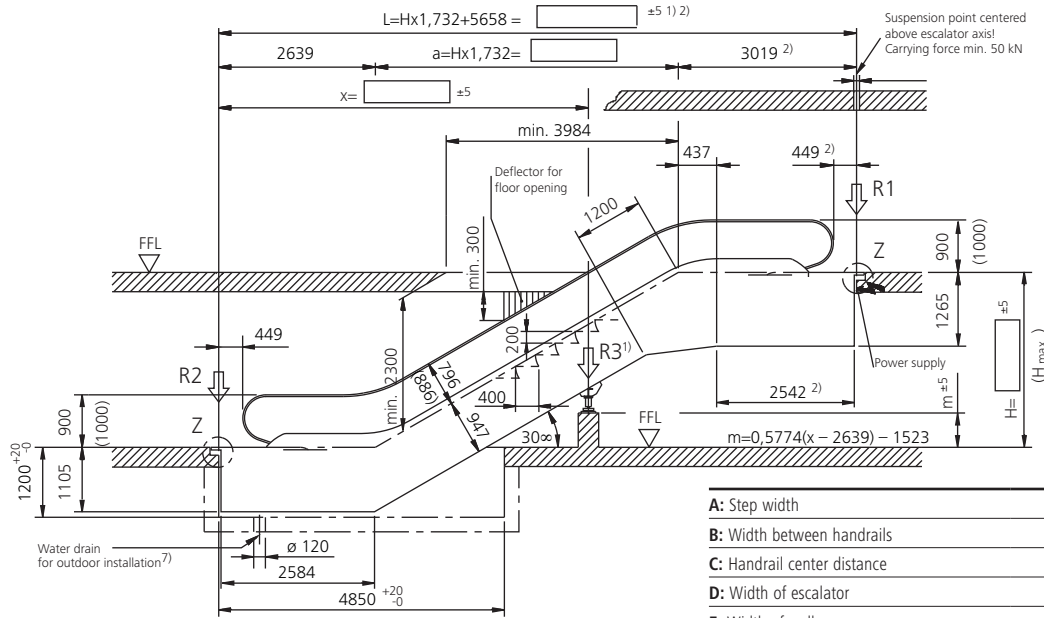
# Schindler 9300<sup>®</sup> Advanced Edition

## Type 20 30°-M

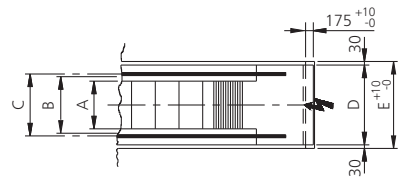
**Rise:** max. 8 m at a step width of 1000 mm  
**Balustrade:** Design E/F  
**Balustrade Height:** 900/1000 mm

**Speed:** 0.45/0.05 m/s  
**Inclination:** 30°

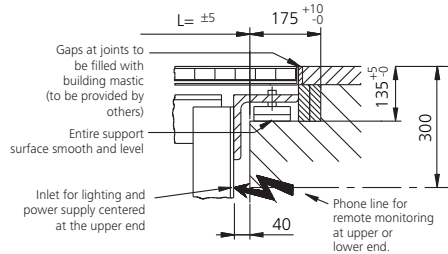
**Step Width:** 600/800/1000 mm  
**Step Run:** 3 horizontal steps



<b>A:</b> Step width	600	800	1000
<b>B:</b> Width between handrails	758	958	1158
<b>C:</b> Handrail center distance	838	1038	1238
<b>D:</b> Width of escalator	1140	1340	1540
<b>E:</b> Width of well	1200	1400	1600
<b>Hmax.:</b> Maximum rise	12000	10000	8000



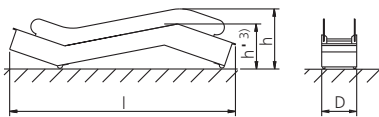
### Detail Z



Step Width A mm	Rise H mm	Weight kN	Support loads		Transport Dimensions	
			R1 kN	R2 kN	Balustrade height h <sup>5)</sup>	l
800	3500	71	64	54	3080	12730
	4000	75	67	58	3110	13720
	4500	79	71	62	3140	14710
	5000	86	76	67	3160	15700
	5500	89	80	70	3180	16700
	6000	93	83	74	3180	16700
1000	6500	97	87	78	3180	16700
	4000	79	76	66	3110	13720
	5000	90	86	76	3160	15700
	6000	95	48	40	3180	16700
	7000	103	51	42	3180	16700
	8000	111	54	45	3180	16700
	9000	118	56	47	3180	16700
	10000	126	59	50	3180	16700
	11000	140	65	56	3180	16700
	12000	154	74	59	3180	16700
	13000	163	77	62	3180	16700

All dimensions in mm. Observe national regulations! Subject to change.

### Transport dimensions



- Under certain conditions, an intermediate support may be required; please consult your local Schindler office.
- In the case of a double drive, the truss must be extended by 417 mm.
- $h' = h - 770$  mm
- Motor Size: For detailed information, consult your local Schindler office.
- In the case of balustrade height 900 mm, h is reduced by 70 mm.
- Based on this step run, without truss extension.
- Add 203 mm to pit depth if oil separator is required.
- For higher rises, delivery in two parts may be required. Dimensions shown are for U.S. applications. For specific requirements in Canada, please consult your local Canadian sales office. Subject to change.

For further information, including location of the Schindler office nearest you, please visit:

[www.us.schindler.com](http://www.us.schindler.com)

U.S. Headquarters. Morristown, New Jersey  
 Toll-Free 877.696.8382 [www.us.schindler.com](http://www.us.schindler.com)

Canada Headquarters. Toronto, Ontario  
 Tel. 416.332.8280 [www.ca.schindler.com](http://www.ca.schindler.com)

